

Hyundai I30

HOOD GAS STRUTS












Installation Instructions

MOBIS

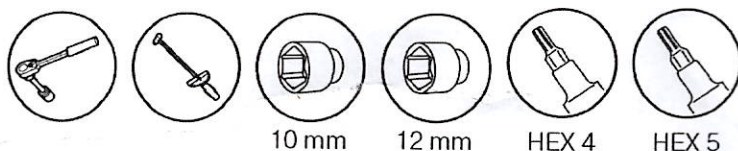
MOBIS PARTS EUROPE N.V.
Zweigniederlassung Deutschland
Münchener Str. 18
06796 Sandersdorf-Brehna
Kontakt: teile@gmobis.com



Model year:	2020 -
Part No.:	G4070ADD00
Compatibility:	all types
Weight:	⚖ 1 kg
Installation time:	🕒 30 min

A  x2	B(R)  x1	B(L)  x1	C(R)  x1	C(L)  x1	D  x2
E  M6x20 x4	F  M8x25 x4	G  Ø6 x4	H  Ø8 x4	 Installation Instructions	

Required Tools:



Attention!

Before installation of gas struts, open the hood and check that there is no additional equipment installed in engine bay which can block installation.

